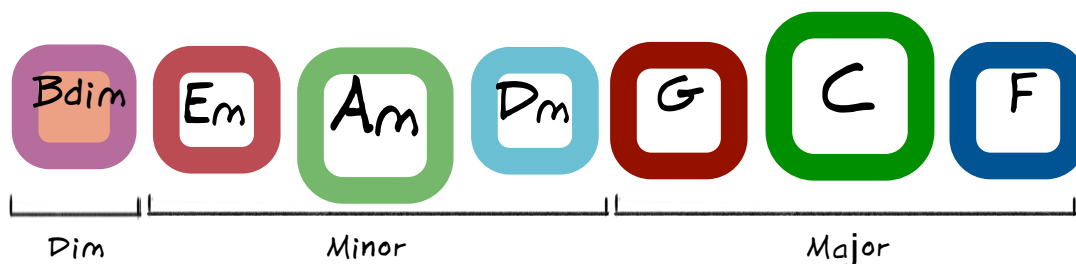
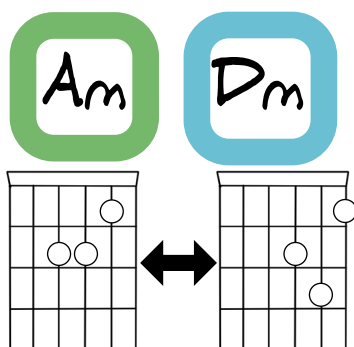


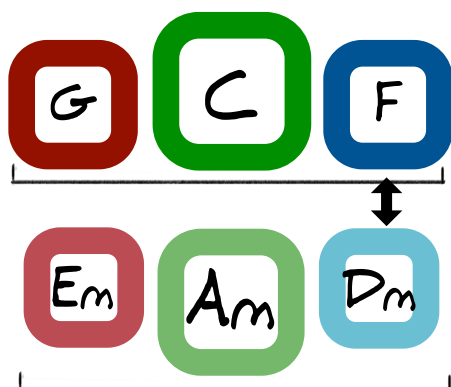
BEAD Guides Chord Flow



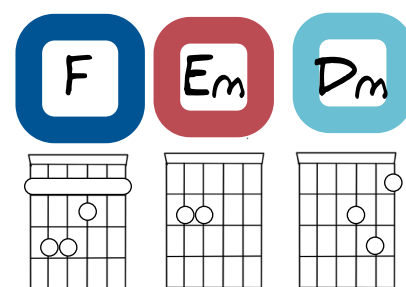
Looking at the "Miss You" through the lens of BEAD Guides Chord Flow reveals a few things. Most obviously, the progression is dead simple. It's two chords.



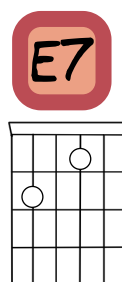
It swings back and forth between the neighbors Am and Dm for something like 95% of the song. It starts on Am, stays there for 8 beats. Then it switches to Dm for the next eight beats.



At nearly exactly halfway through the song the bridge visits Dm's major substitute, F, then walks down the musical alphabet past Em and back to Dm.



It does this twice, and exits the bridge on a E7 that leads back to its neighbor, Am.



Chord-wise that's the song. But listen to all the different riffs and musical ideas playing back and forth in "Miss You." It's song is driven by how the bass walks through the scale on the off-beats in step with the drums. Listen to the conversation going on between the instruments and voices on top of that groove. All the different vocal tactics Mick Jagger uses. The riffs and rhythm fills of the two guitars. The Wurlitzer, sax and harmonica. You could focus on any one of these things and have something to add to your songwriting repertoire.