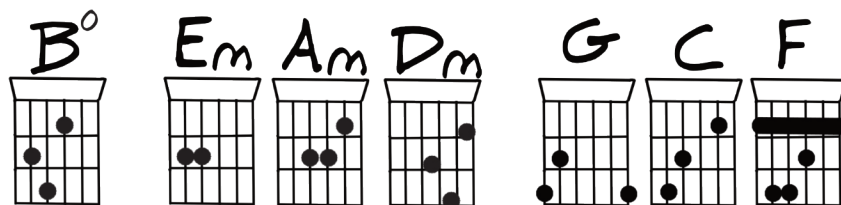


BEAD Guides Chord Flow



We've learned how to use BEAD Guides Chord Flow to organize the chords in the C major scale. What about other major scales? What if I told you BEAD Guides Chord Flow can be used to organize the chords of any major scale?

To use it, the first thing to know is the pattern on BEAD Guides Chord Flow, BEADGCF can extend into what I like to call Flatland or Sharpland.

Flatland repeats the pattern on the right, but with all flatted notes, like this:

B E A D G C F B_b E_b A_b D_b G_b C_b F_b

→
This way to Flatland!

Sharpland repeats the pattern on the left, but with all flatted notes, like this:

B[#] E[#] A[#] D[#] C[#] G[#] F[#] B E A D G C F B_b E_b A_b D_b G_b C_b F_b

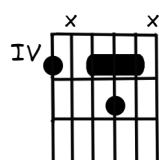
←
This way to Sharpland!

Once the BEAD Guides Chord Flow pattern is expanded like this, we simply need to choose seven notes in a row and apply the same grouping of major and minor chords we found in the key of C major. You can see at it the top of this page. From left to right the grouping is, a diminished chord first, then three minor chords, then three major chords--the center major chord is the key.

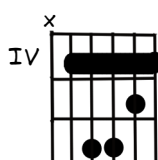
B[#] E[#] A[#] D[#] G[#] C[#] F[#] B E A D G C F B_b E_b A_b D_b G_b C_b F_b

dim minor major

G[#]dim7



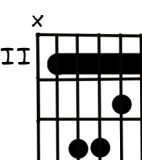
C[#]m



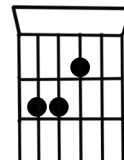
F[#]m



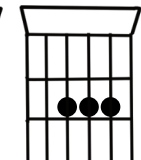
Bm



E



A



D

